


Old to new toy challenge (One per pupil)

Below we can see the head of an old fashioned doll which is displayed at the museum. The dolls originally clothing would have been based on fashionable clothing from the past.




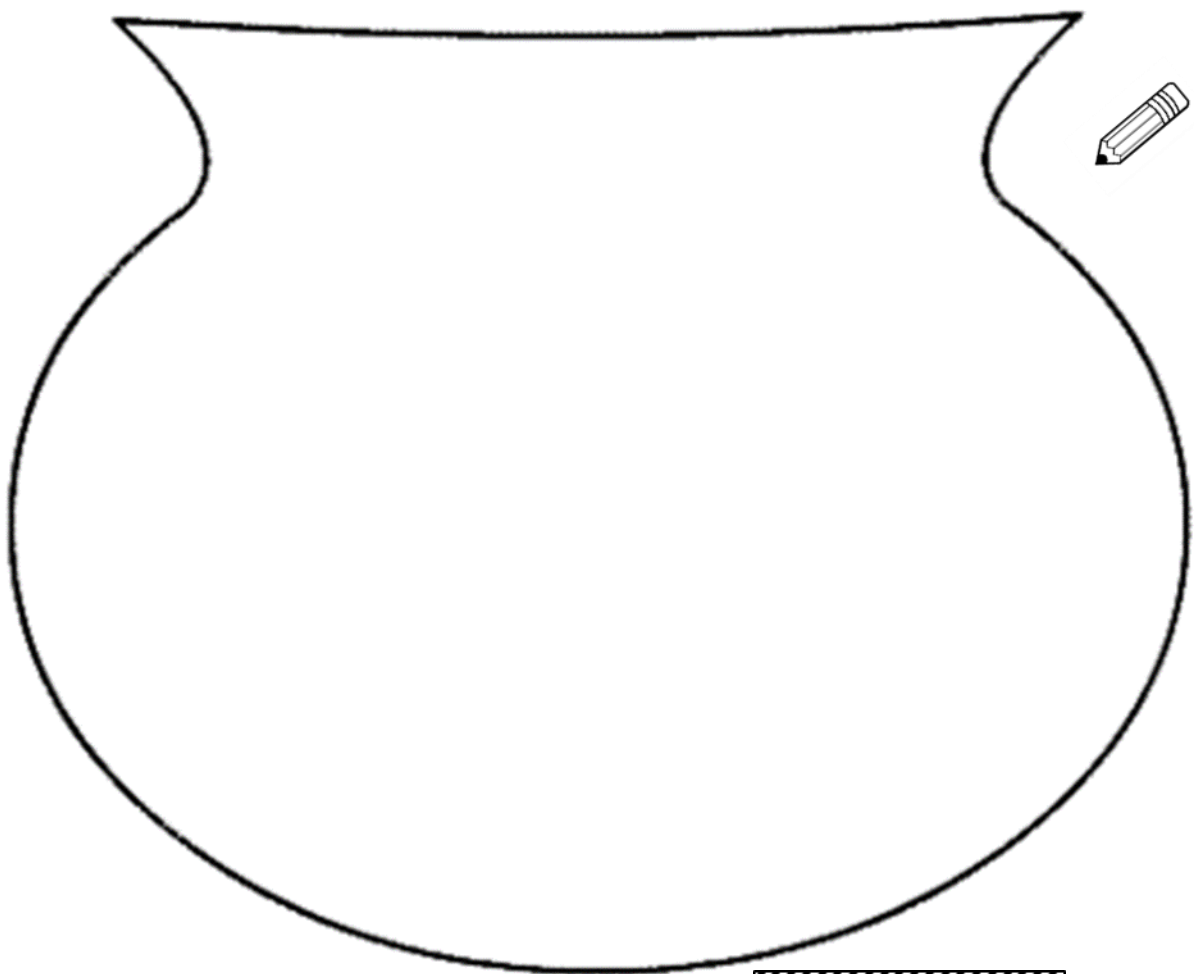
Can you create a **new** outfit for the doll which could be worn in 2017?
This can include shoes, scarves, bags and jewellery.



Decorate a Pot (One per pupil)

If you look closely at the pottery you can see some patterns which have been drawn on. What patterns could you create if you were making your own pot?

Have a go at creating your own patterns for the pot below. There are also some examples of patterns you might like to use at the bottom of the page.

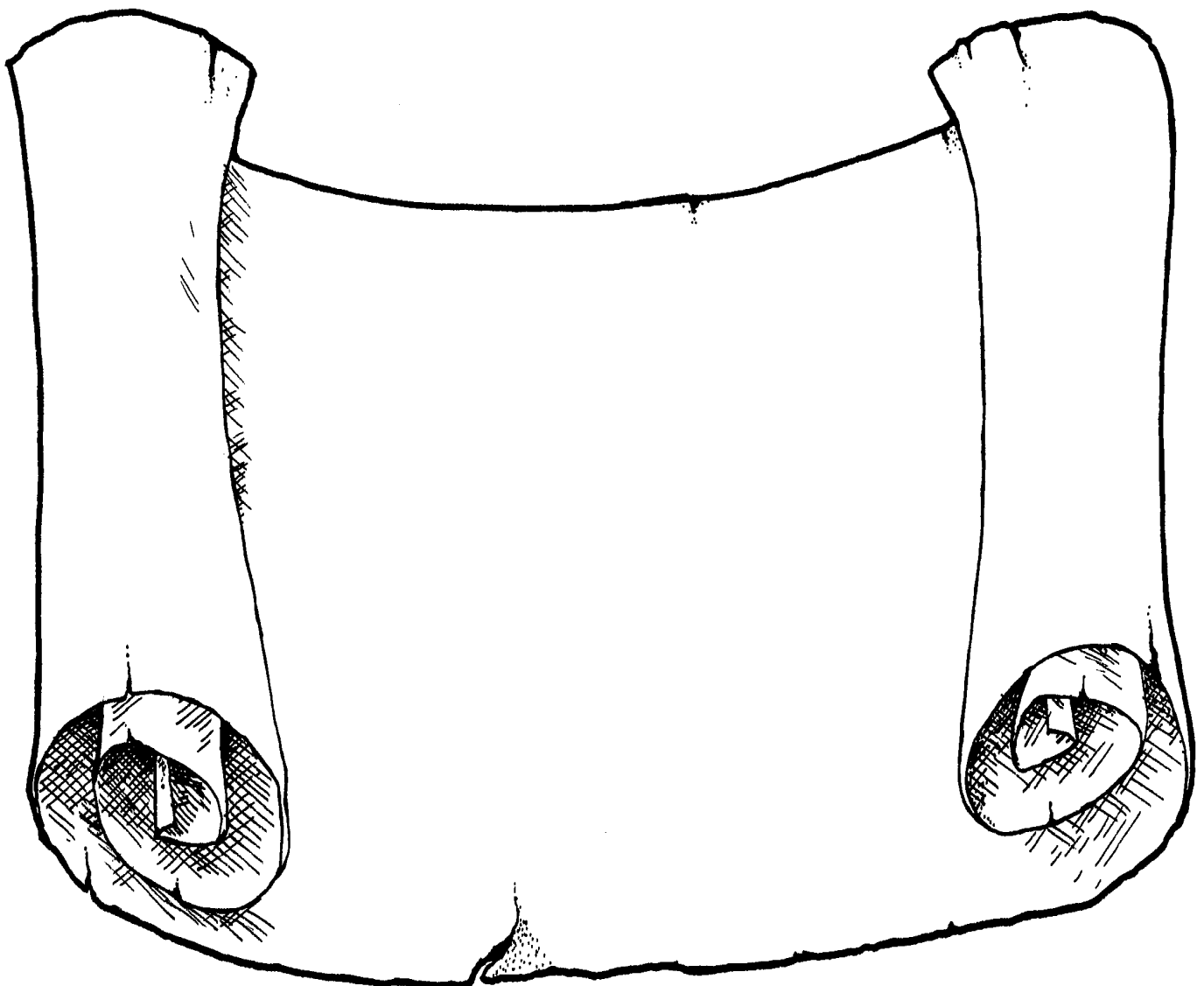


The Lady on the tile (One per pupil)

The sketch on the tile appears to show the outline of a woman's face, however we don't know anything else about this Roman lady.....

- What was her name?
- Where did she live?
- Why was she sketched into the tile?

Using the scroll below begin to add your story ideas about this mysterious lady.....



The Saxon Buckle (One per pupil)

Below we can see a picture of a Saxon warrior, however he is missing his buckle. Have a go at sketching the Alton buckle onto the warrior- where would it be placed?

Once you have added the buckle you can colour in the warrior, adding any extra items which you think he might have owned.

My warrior is called:

How old is this person?

What material are his clothes made from?

